

## Delivery and Transportation scheduling

Let us understand how delivery and transportation scheduling helps to determine shipping dates in sales order.

### Create Sales Order: Initial Screen

Create with Reference | Sales | Item

Order Type  Standard Order

Organizational data

Sales Organization	<input type="text" value="1000"/>	USA Denver
Distribution Channel	<input type="text" value="10"/>	Final customer sales
Division	<input type="text" value="00"/>	Cross-division

Click

On the next screen, enter customer, requested delivery date and material as below.

Sold-to party	<input type="text" value="1321"/>	Becker Stuttgart / Triberger Strasse 42 / DE / 70569 Stuttgart	
Ship-to party	<input type="text" value="1321"/>	Becker Stuttgart / Triberger Strasse 42 / DE / 70569 Stuttgart	
PO Number	<input type="text" value="shipping example"/>	PO date	<input type="text"/>

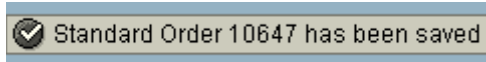
Complete delv. | Total Weight  KG  
 Delivery block  | Volume  M3  
 Billing block  | Pricing date   
 Payment card  | Exp.date   
 Payment terms  | Incoterms   
 Order reason

Sales area  Germany Frankfurt, Final customer sales, Cross-division


Item	Material	Order quantity	SU	Description	S	Customer Ma...	ItCa	DG...	HgLvl	First date	PInt	B.
	<input type="text" value="10P-102"/>	<input type="text" value="1"/>	PC	Pumpe PRECISIO...	<input type="checkbox"/>		TAN			<input type="text" value="02.01.2007"/>	<input type="text" value="1000"/>	
					<input type="checkbox"/>					<input type="text" value="02.01.2007"/>		

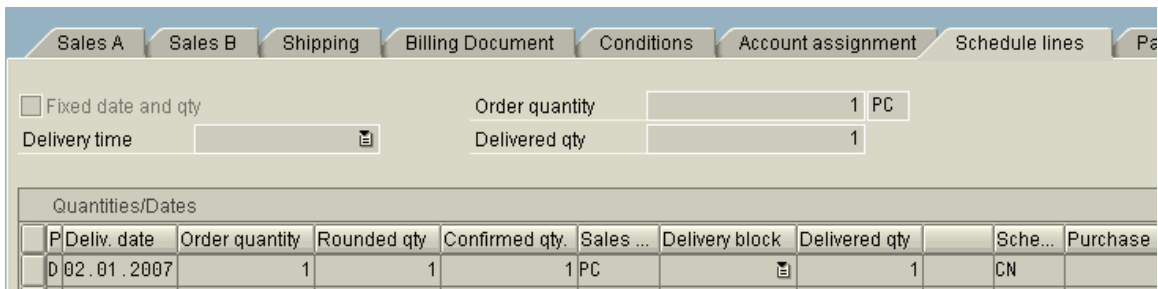
Click

Message displayed at the bottom of the screen.



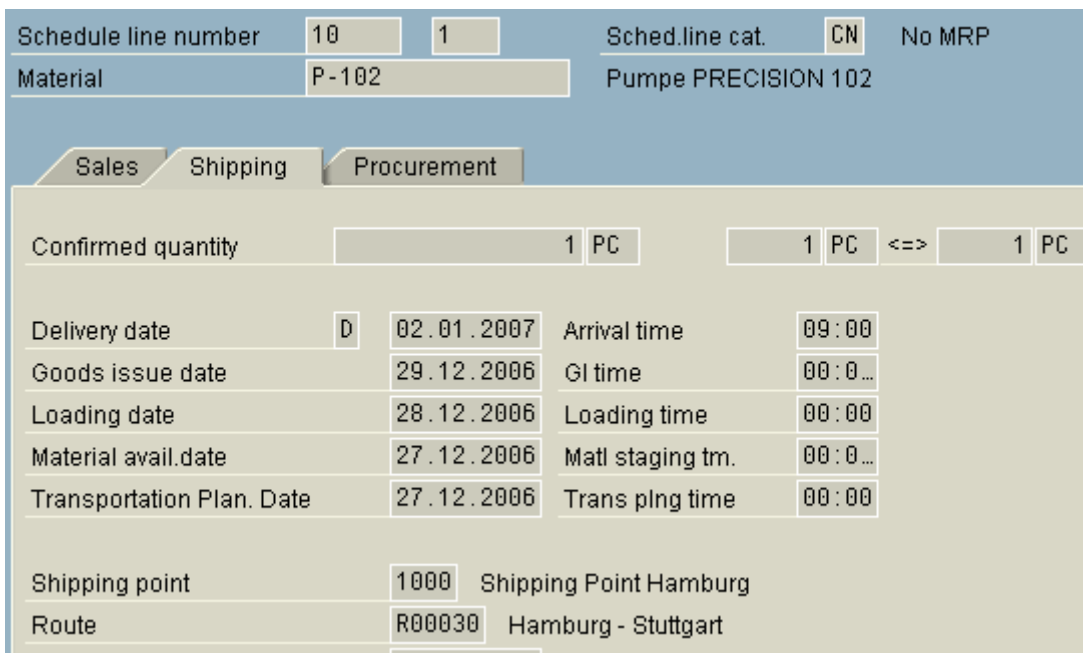
Let us check dates determined as per delivery and transportation scheduling

Select item 10 of the sales order and click  to go the schedule line tab



Select schedule line and click on  button.

It shows all dates determined.



Date calculation is explained in the excel file attached.



Date calculation

When the dates are calculated using pick/pack and loading lead times, factory calendar of shipping point is used for reference. Working days as per the factory calendar is considered during scheduling.