

Billing Plan User Guide

Definition:

Let us see how Billing Plan is determined in sales processing.

Here we will see example in a Service & Maintenance contract where a repair service is charged to Customer on a periodic basis.

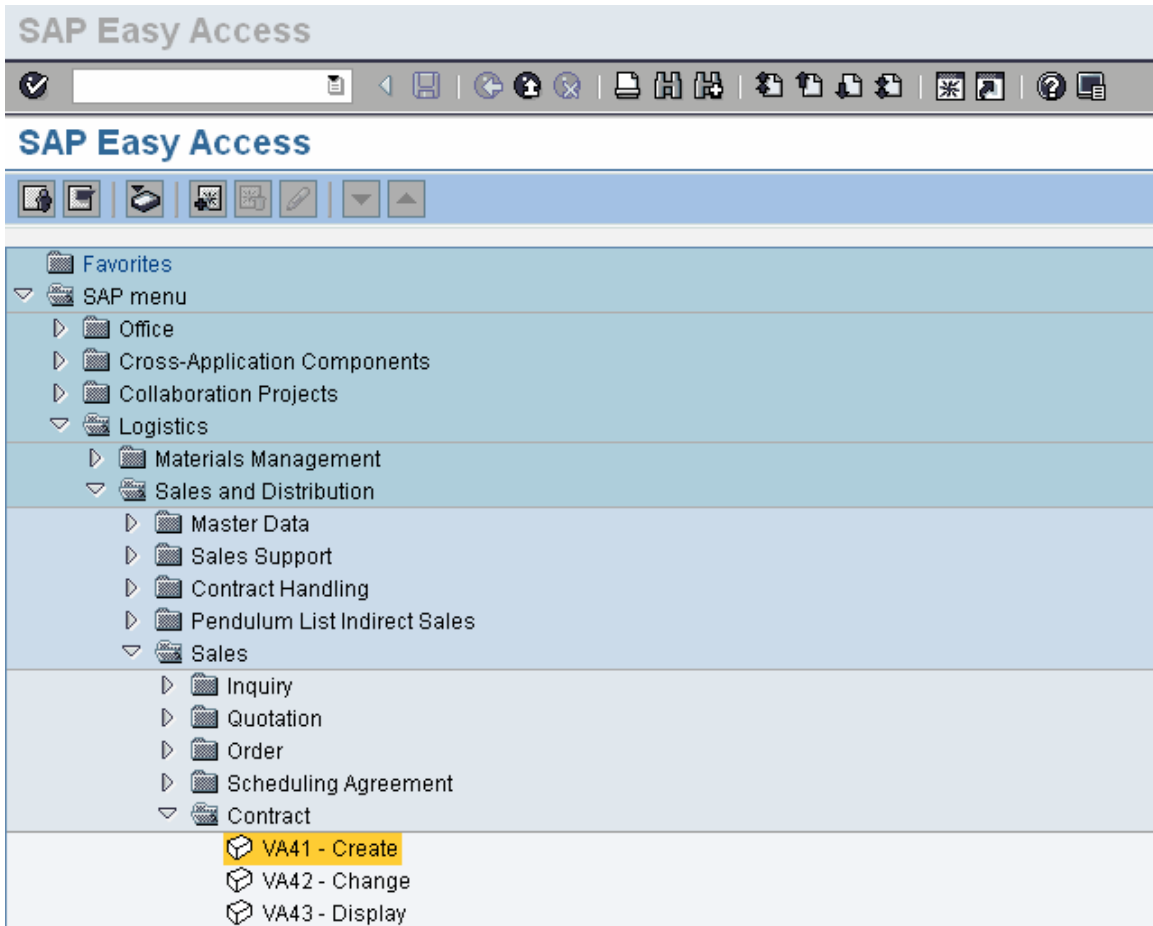
Prerequisite:

Following master data is required


1. Customer master data.
2. Material master data.
3. Pricing condition records.
4. Customization for Billing plans to be determined for item.

Menu Path:

Logistics → Sales and Distribution → Sales → Contract → VA41 - Create



Double click 'VA41 - Create'

Enter Contract type, Sales Organization, Distribution Channel & Division and click 

Create Contract: Initial Screen

Contract Type Service and Maint.

Organizational data

Sales Organization	<input type="text" value="1000"/>	Germany Frankfurt
Distribution Channel	<input type="text" value="14"/>	Service
Division	<input type="text" value="00"/>	Cross-division
Sales Office	<input type="text"/>	
Sales Group	<input type="text"/>	

Enter Sold-to party or Ship-to party and PO number as customer reference and press enter or click 

Create Service and Maint.: Overview

Service and Maint. Net value EUR

Sold-to party CBD Computer Based Design / Schillerstrasse 85 / D-22767 H...

Ship-to party CBD Computer Based Design / Schillerstrasse 85 / D-22767 H...

PO Number PO date

Sales | Item overview | Item detail | Ordering party | Procurement | Shipping | Reason for rejection

Description

Contract start Contract end

Billing block Pricing date


Order reason

Sales area / / Germany Frankfurt, Service, Cross-division

Master contract

Shp.Cond.

Business Area

Enter Material no and Target quantity and press enter or click 

Create Service and Maint.: Item Data

Sales Document Item: 10 Item category: WVN Maint.Contract Item
 Material: REPAIR_SERVICE Desktop Reparatur Service (nicht konf.)

Net value: 180.000 EUR

Billing plan

BillingPlanType: 02 Periodic Billing 11 Last of month for billing ... InAdvance
 Start date: 19.12.2006 02 Contract start date Dates from:
 End date: 18.12.2007 09 Contract end date Dates until:
 Horizon: 19.12.2007 10 Todays date + 1 year Corr Cal-Id

Dates

Settlement	To	Billing date	Bill.value	Crcy	Block	BillSt	Man.	Cor	PayT	DCat	Billing Type	Price calc.
19.12.2006	31.12.2006	31.12.2006	6.290	EUR		A	<input type="checkbox"/>			01		
01.01.2007	31.01.2007	31.01.2007	15.000	EUR		A	<input type="checkbox"/>			01		
01.02.2007	28.02.2007	28.02.2007	15.000	EUR		A	<input type="checkbox"/>			01		
01.03.2007	31.03.2007	31.03.2007	15.000	EUR		A	<input type="checkbox"/>			01		
01.04.2007	30.04.2007	30.04.2007	15.000	EUR		A	<input type="checkbox"/>			01		
01.05.2007	31.05.2007	31.05.2007	15.000	EUR		A	<input type="checkbox"/>			01		
01.06.2007	30.06.2007	30.06.2007	15.000	EUR		A	<input type="checkbox"/>			01		
01.07.2007	31.07.2007	31.07.2007	15.000	EUR		A	<input type="checkbox"/>			01		
01.08.2007	31.08.2007	31.08.2007	15.000	EUR		A	<input type="checkbox"/>			01		
01.09.2007	30.09.2007	30.09.2007	15.000	EUR		A	<input type="checkbox"/>			01		


Conditions Create Dates

Here as you see Billing plan type '02' is displayed. Based on controls set in Billing plan type and default date rule the billing plan is generated with dates.

Here the total Net Value of 180.00 is split among the billing dates.

The horizon, start & end date of billing plan can be changed manually. Billing dates proposed also can be changed.

Check Billing plan and click on  to go back to overview screen.

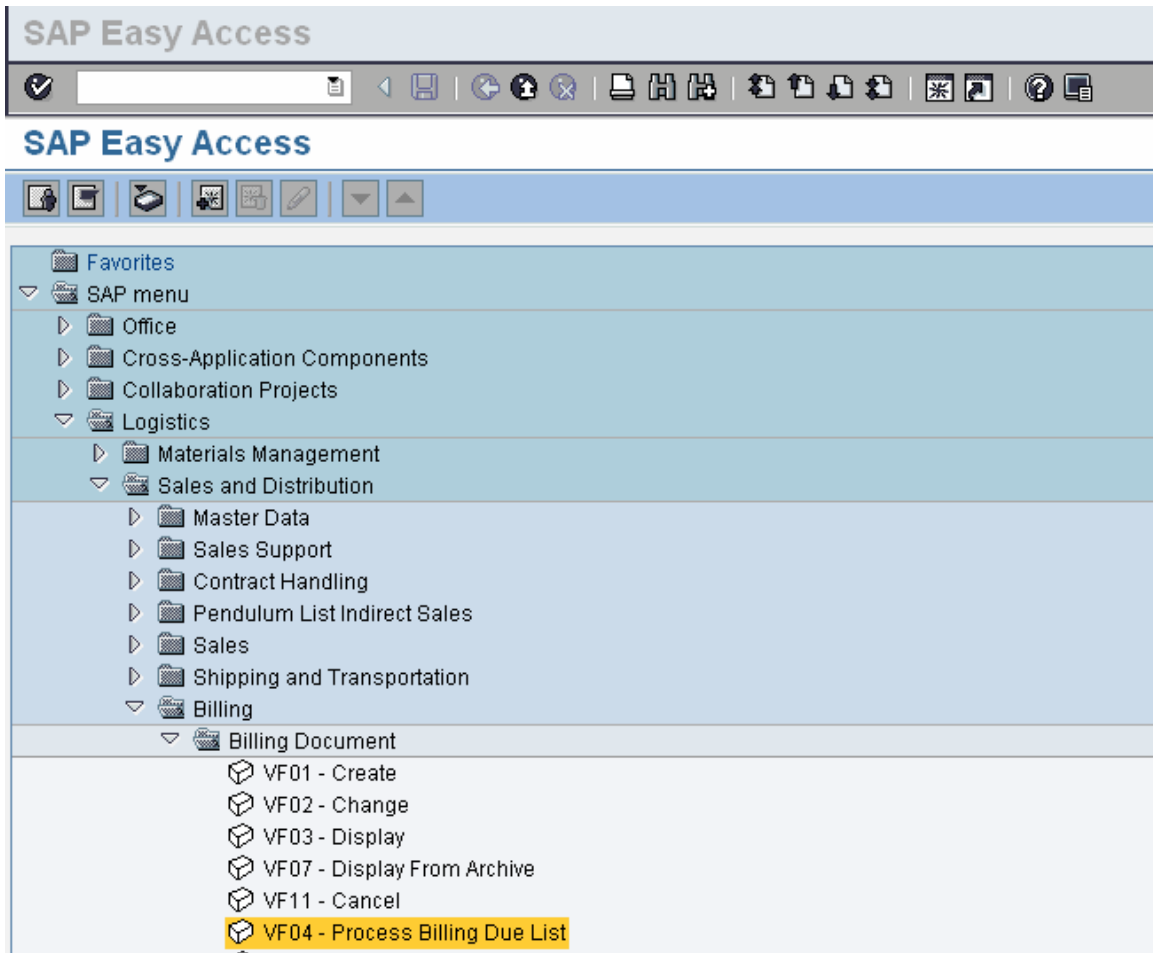
Click on  to save contract.
 Following message is displayed.

✓ Service and Maint. 40000102 has been saved

Next step is Billing for service item

Menu Path:

Logistics → Sales and Distribution → Billing → Billing Document →
VF04 – Process Billing Due List



Double click 'VF04 – Process Billing Due List'

Maintain Billing Due List

DisplayBillList DisplayVariants

Billing Data

Billing Date from	<input type="text"/>	to	<input type="text"/>	
Billing Type	<input type="text"/>	to	<input type="text"/>	<input type="button" value="↔"/>
SD Document	40000102	to	<input type="text"/>	<input type="button" value="↔"/>

Organizat. Data

Sales Organization	<input type="text"/>			
Distribution channel	<input type="text"/>	to	<input type="text"/>	<input type="button" value="↔"/>
Division	<input type="text"/>	to	<input type="text"/>	<input type="button" value="↔"/>
Shipping point	<input type="text"/>	to	<input type="text"/>	<input type="button" value="↔"/>

Customer Data

Sold-To Party	<input type="text"/>	to	<input type="text"/>	<input type="button" value="↔"/>
Destination country	<input type="text"/>	to	<input type="text"/>	<input type="button" value="↔"/>

Addit. Data

Sort Criterion	<input type="text"/>	to	<input type="text"/>	<input type="button" value="↔"/>
----------------	----------------------	----	----------------------	----------------------------------

Documents to be selected

- Order-related
- Delivery-related
- Rebate-related

Remove the Billing date from and to fields, Enter the Contract number created in SD Document and click on 'Order-related'.

Click on 

Following screen is displayed

Maintain Billing Due List

Maintain Billing Due List

Individual billing document Collective billing document Collective billing doc./online

S	BlCat	SOrg.	Billing date	Sold-to pt	BlLT	DstC	Document	DChl	Dv	DocCa	Address	Name of sold-to party	Sold-to-Loc	Sort term
X	A	1000	31.12.2006	1172	F2	DE	40000102	14	00	G	6673	CBD Computer Based Design Hamburg		
X	A	1000	31.01.2007	1172	F2	DE	40000102	14	00	G	6673	CBD Computer Based Design Hamburg		
X	A	1000	28.02.2007	1172	F2	DE	40000102	14	00	G	6673	CBD Computer Based Design Hamburg		
X	A	1000	31.03.2007	1172	F2	DE	40000102	14	00	G	6673	CBD Computer Based Design Hamburg		
X	A	1000	30.04.2007	1172	F2	DE	40000102	14	00	G	6673	CBD Computer Based Design Hamburg		
X	A	1000	31.05.2007	1172	F2	DE	40000102	14	00	G	6673	CBD Computer Based Design Hamburg		
X	A	1000	30.06.2007	1172	F2	DE	40000102	14	00	G	6673	CBD Computer Based Design Hamburg		
X	A	1000	31.07.2007	1172	F2	DE	40000102	14	00	G	6673	CBD Computer Based Design Hamburg		
X	A	1000	31.08.2007	1172	F2	DE	40000102	14	00	G	6673	CBD Computer Based Design Hamburg		
X	A	1000	30.09.2007	1172	F2	DE	40000102	14	00	G	6673	CBD Computer Based Design Hamburg		
X	A	1000	31.10.2007	1172	F2	DE	40000102	14	00	G	6673	CBD Computer Based Design Hamburg		
X	A	1000	30.11.2007	1172	F2	DE	40000102	14	00	G	6673	CBD Computer Based Design Hamburg		
X	A	1000	31.12.2007	1172	F2	DE	40000102	14	00	G	6673	CBD Computer Based Design Hamburg		

Here all the Billing dates of billing plan are displayed and can be billed in advance.

We will create only one Invoice, select first line and click on

Individual billing document

Following screen is displayed

Invoice Display Dates for Billing Plan

Invoice Display Dates for Billing Plan

Date details

Item 10
 Material REPAIR_SERVICE Desktop Reparatur Service (nicht konf.)
 Bill.qty 1 AU Net value EUR 6.290


Billing plan

BillingPlanType 02 Periodic Billing 11 Last of month for billing d... InAdvance
 Start date 19.12.2006 02 Contract start date Dates from
 End date 18.12.2007 09 Contract end date Dates until
 Horizon 19.12.2007 10 Todays date + 1 year Corr Cal-Id


Dead.

Settlement	To	Billing date	Bill.value	Crcy	Block	BillSt	Man.	Cor	PayT	DCat	Billing Type	Price calc.
19.12.2006	31.12.2006	31.12.2006	6.290	EUR		A	<input type="checkbox"/>			01		

The detail of item in billing plan is displayed above.

Click on  to go to overview screen.


Click on  to save Billing document.

 Document 90035176 has been saved





Next status of billing item in Contract can be checked.

Menu path:

Logistics → Sales and Distribution → Sales → Contract → VA43 - Display

Enter Contract no and click on 

Display Service and Maint. 40000102: Overview

    Contracts



Service and Maint. 40000102 Net value 180.000 EUR
Sold-to party 1172 CBD Computer Based Design / Schillerstrasse 85 / D-22767 H...
Ship-to party 1172 CBD Computer Based Design / Schillerstrasse 85 / D-22767 H...
PO Number Bill. plan PO date

Sales **Item overview** Item detail Ordering party Procurement Shipping Reason for rejection

Description
Contract start 19.12.2006 01 Contract end 18.12.2007 08
Billing block Pricing date 19.12.2006
Order reason
Sales area 1000 / 14 / 00 Germany Frankfurt, Service, Cross-division
Master contract
Shp.Cond. 01 As soon as possible
Business Area

All items

Item	Material	Target quantity	U...	Description	Customer Material Numb	ItCa	HgLvt
	10 REPAIR_SERVICE	1	AU	Desktop Reparatur Service (nicht konf.)		WVN	0

  Pricing agrt Bill. plan

Select item and click on  Bill. plan

Display Service and Maint. 40000102: Item Data

Sales Document Item Item category Maint.Contract Item
 Material Desktop Reparatur Service (nicht konf.)

Sales A Sales B Contract data Shipping Billing Document **Billing plan** Conditions Account assignment

Netvalue

Billing plan
 BillingPlanType Periodic Billing Last of month for billing ... InAdvance
 Start date Contract start date Dates from
 End date Contract end date Dates until
 Horizon Todays date + 1 year Corr Cal-Id

Dates

Settlement	To	Billing date	Bill.value	Crcy	Block	BillSt	Man.	Cor	PayT	DCat	Billing Type	Price calc.
19.12.2006	31.12.2006	31.12.2006	6.290	EUR		C	<input type="checkbox"/>			01		
01.01.2007	31.01.2007	31.01.2007	15.000	EUR		A	<input type="checkbox"/>			01		
01.02.2007	28.02.2007	28.02.2007	15.000	EUR		A	<input type="checkbox"/>			01		
01.03.2007	31.03.2007	31.03.2007	15.000	EUR		A	<input type="checkbox"/>			01		
01.04.2007	30.04.2007	30.04.2007	15.000	EUR		A	<input type="checkbox"/>			01		
01.05.2007	31.05.2007	31.05.2007	15.000	EUR		A	<input type="checkbox"/>			01		
01.06.2007	30.06.2007	30.06.2007	15.000	EUR		A	<input type="checkbox"/>			01		
01.07.2007	31.07.2007	31.07.2007	15.000	EUR		A	<input type="checkbox"/>			01		
01.08.2007	31.08.2007	31.08.2007	15.000	EUR		A	<input type="checkbox"/>			01		
01.09.2007	30.09.2007	30.09.2007	15.000	EUR		A	<input type="checkbox"/>			01		

Here for first billing date as Invoice has been created the Billing Status is 'C' i.e. completed as opposed to others having status 'A'.

Thus Billing plan is used in Sales processing.