

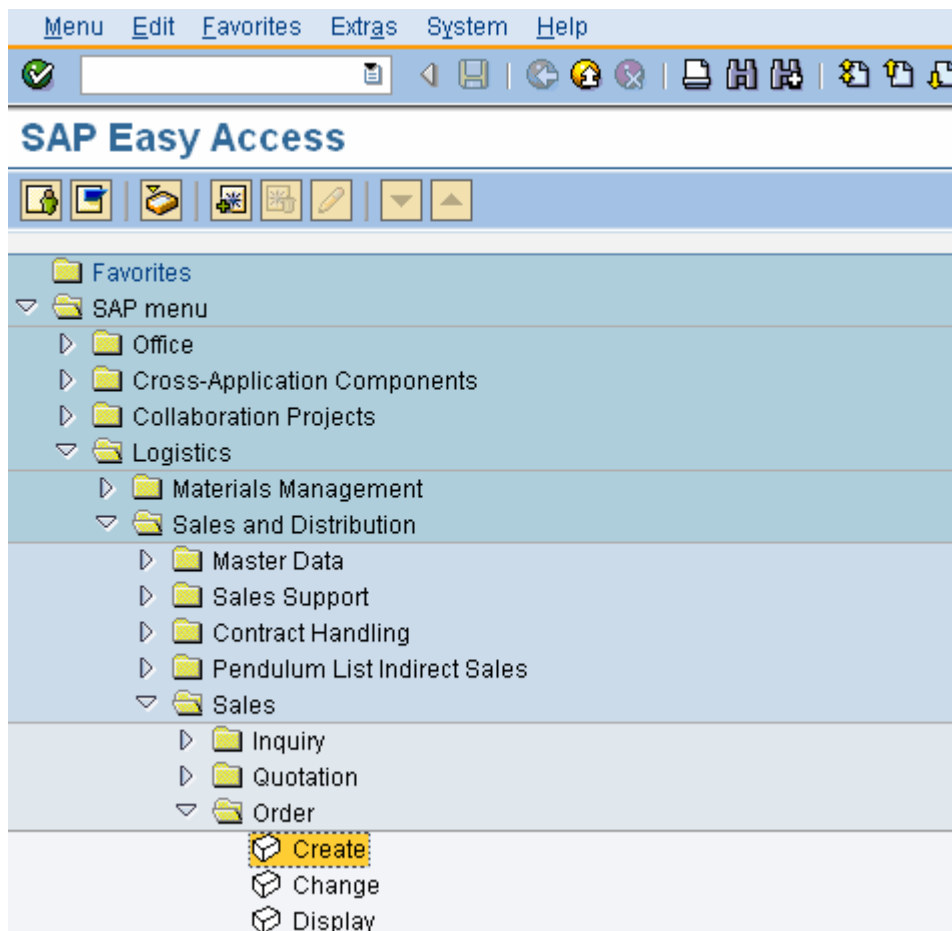
Partner Determination usage in Sales & Distribution

This user guide shows how partner determination is used in Sales and distribution processing.


A. Creating Sales Documents

The Partner display in sales order is explained here

Menu Path: Logistics → Sales and Distribution → Sales → Order → Create




Double click 'Create'

Enter Order type, Sales Organization, Distribution Channel & Division and click 

Create Sales Order: Initial Screen

Order Type

Organizational data		
Sales Organization	<input type="text" value="3020"/>	USA Denver
Distribution Channel	<input type="text" value="30"/>	Internet Sales
Division	<input type="text" value="00"/>	Cross-division
Sales Office	<input type="text"/>	
Sales Group	<input type="text"/>	

Enter Sold-to party or Ship-to party and press enter or click 

Create Standard Order: Overview

Standard Order: Net value:

Sold-to party:

Ship-to party:

PO Number: PO date:

Sales | Item overview | Item detail | Ordering party | Procurement | Shipping | Configuration | Reason

Req. deliv.date: Deliver.Plant:

Complete dlv. Total Weight:

Delivery block: Volume:

Billing block: Pricing date:

Payment card: Exp.date:

Payment terms: Incoterms:

Order reason:

Sales area: USA Denver, Internet Sales, Cross-division

All items

Item	Material	Order quantity	SU	Description	S	Customer Material Numb
					<input type="checkbox"/>	

The partner information is copied from Customer master record in Sales order.

To view the partner data:

Path: Goto → Header → Partner

Following screen is displayed

Create Standard Order: Header Data

Standard Order: Purchase order no.:

Sold-to party: Brighton Inc / 225 SYCAMORE ROAD / VESTAL NY 13850

Sales Shipping Billing Document Payment cards Accounting Conditions Account assignment Partners

Display Range:

Partn.Funct.	Partner	Name	Street	Postal c...	Cty	Partne
AG Sold-to party	300713	Brighton Inc	225 SYCAMORE ROAD	13850	VESTAL	
RE Bill-to party	300713	Brighton Inc	225 SYCAMORE ROAD	13850	VESTAL	
RG Payer	300713	Brighton Inc	225 SYCAMORE ROAD	13850	VESTAL	
WE Ship-to party	300713	Brighton Inc	225 SYCAMORE ROAD	13850	VESTAL	

The partner can be manually changed in this screen. This change will apply to only this document and not the Customer master data.

B. Changing Address data on Partner

The address is copied from Customer master record; this can be changed in sales document.

Double click on Partner who's address is to be changed. Following screen is displayed, where the changes can be carried out.

Address From Master Data for Sold-to party (Document header)

Name	
Title	<input type="text"/>
Name	Brighton Inc
	<input type="text"/>

Street address	
Street/House number	SYCAMORE ROAD 225
District	BROOME
Postal Code/City	13850 VESTAL
Country	US United States Region NY New York
Time zone	CST Jurisdict. Code 3300740301

PO box address	
PO Box	<input type="text"/>
Postal code	<input type="text"/>
Company postal code	<input type="text"/>

Communication	
Language	EN English
Telephone	(607) 770-9800 Extension <input type="text"/>
Mobile Phone	<input type="text"/>
Fax	<input type="text"/> Extension <input type="text"/>
E-Mail	<input type="text"/>
StandardComm.Mtd	<input type="text"/>
Data line	<input type="text"/>
Telebox	<input type="text"/>

Comments	<input type="text"/>
----------	----------------------

C. Displaying Information on Customers

The customer master information can be displayed from Sales document by navigating as under

Path: Environment → Display Partners → Display ship-to party

Display Customer: General Data



Display Customer: General Data

General Data | Company Code Data | Sales Area Data | Assigned Object | Additional Data, Empties

Customer Brighton Inc VESTAL

Address | Control data | Marketing | Export data

Preview

Name

Title
Name

Search terms

Search term 1/2

Street address

Street/House number
District
Postal Code/City
Country United States Region New York
Jurisdict. Code

PO box address

PO Box
Postal code