

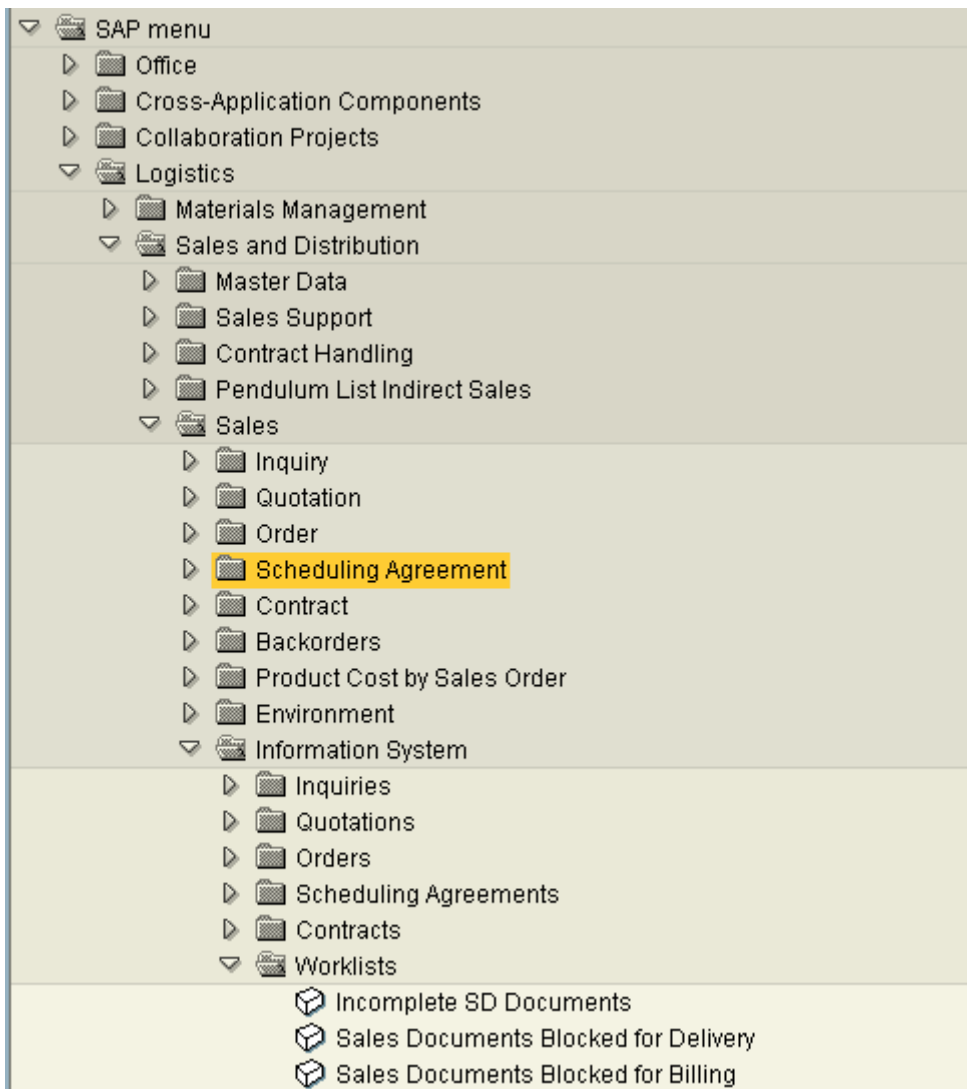
## Sales documents blocked for delivery


It provides a list of all the sales documents that have been blocked for delivery, with information about what has caused the block.

Generally, Delivery block can be for various reasons

1. You want to block sales orders for delivery of certain sales document type
2. Customer credit block
3. Delivery block for a customer for a sales area or all sales areas
4. Schedule line block at item level

Menu path:



Click on  Sales Documents Blocked for Delivery

### Sales and Distribution Documents Blocked for Delivery

Customer  to

Header block

Delivery block header  to

Organizat. Data

Sales organization

Distribution channel   to

Division   to

Sales office   to

Sales group   to

Document Info

Sales and distrib.document  to

SD document category  to

Selection criteria

Open SD documents  
 All SD Documents

Execute

Display variant

Display options

Striped pattern

You can run this report for customers or for specific delivery block reason and lot of other selection options.

Sales organization is mandatory for running the report. Report can be run only for 1 sales organization.

**Sales and Distribution Documents Blocked for Delivery**

SD Doc.	DelBlkD...	D...	Req.div.dt	Sold-to pt	Ship-To Pt	Sales doc. type	Header block	Item block	UsrStatBlk	CredChkBlk
5000081	C		06.03.2001	511	511	Order		X		
5000242	C		29.10.2001	300075	300075	Order				X
5000243	C		29.10.2001	300075	300075	Order				X
5000244	C		29.10.2001	300075	300075	Order				X
5000272	C		09.11.2001	300075	300075	Order				X

It identifies delivery blocks as

Header block – Delivery block at the header level of the sales order.

Item block – This could be a block at schedule line level of the item.

Credit check block – When credit limit is exceeded, then credit limit block is set in the order.

Example –

**Sales and Distribution Documents Blocked for Delivery**

Customer  to

Header block

Delivery block header  to

Organizat. Data

Sales organization

Distribution channel  to

Click on 

### Sales and Distribution Documents Blocked for Delivery

SD Doc.	DelBlkDesc	D...	Req.dlv.dt	Sold-to pt	Ship-To Pt	Sales document type	Header block	Item block	UsrStatBlk	CredChkBlk
7622	C Export papers missng	04	21.03.2002	2401	2401	Order	X			

### Display standard order 7622: Overview

standard order 7622

Sold-to party 2401 Napoli Export /

Ship-to party 2401 Napoli Export /

PO Number app

Sales Item overview Item detail

Req. deliv.date D 21.03.2002

Complete dlv.

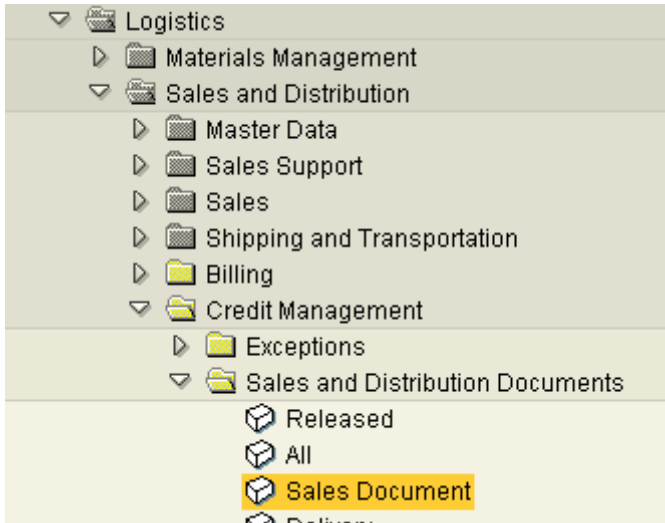
Delivery block Export papers missng

7622 appear in the report for delivery block of "Export papers missing" as shown above.

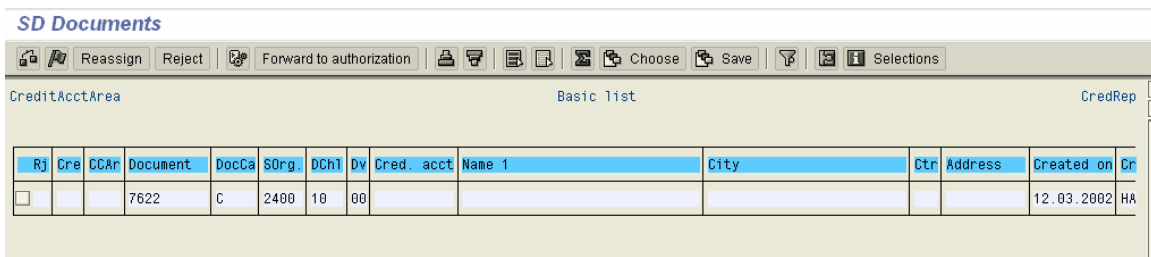
### Block removal



You can remove the block going in the change mode of the sales order (VA02)

Credit block removal is done in the credit management. (Transaction code VKM3)



Click on Sales document



Select  and click on  to release the document.